

# **World Parks Congress Evaluation**

## **Individual Workshop Stream Evaluation Report**



## A c r o n y m s

---

|      |  |
|------|--|
| AP   | Areas Protegidas / Aires Protégées (PA in English) |
| IUCN | The World Conservation Union                       |
| NGO  | Non-Governmental Organization                      |
| PA   | Protected Area                                     |
| WCPA | World Commission on Protected Areas                |
| WPC  | World Parks Congress                               |





|              |  |    |
|--------------|--|----|
| Exhibit 3.6  | Indigenous and Local Community Capacity Building Needs | 12 |
| Exhibit 3.7  | Sex Ratio of Workshop Participants                     | 13 |
| Exhibit 3.8  | Affiliation of Workshop Participants                   | 13 |
| Exhibit 3.9  | Protected Area Versus Non-Protected Area Professionals | 13 |
| Exhibit 3.10 | WCPA Regional Representation of Workshop Participants  | 13 |
| Exhibit 3.11 | Level of Attendance                                    | 13 |
| Exhibit 3.12 | Sessions / Working Groups Attended                     | 13 |

## 1. Introduction

Seven major Workshop Streams and their associated sub-sessions provided a major part of the substantive technical discussions at the World Parks Congress in Durban in September 2003. For three full days close to 2,800 participants attended seven major workshop streams and the many associated sub-sessions and short courses. The streams were:

- Workshop Stream I: Linkages in the Landscape & Seascape
- Workshop Stream II: Building Broader Support for Protected Areas
- Workshop Stream III: Governance of Protected Areas
- Workshop Stream IV: Developing the Capacity to Manage Protected Areas
- Workshop Stream V: Evaluating Management Effectiveness
- Workshop Stream VI: Building a Secure Financial Future
- Workshop Stream VII: Building Comprehensive Protected Area Systems

Issues related to three cross cutting themes - Marine Protected Areas, World Heritage and Communities and Equity - were integrated into each workshop stream.

General feedback on the effectiveness of the workshops streams was obtained through the overall Congress evaluation questionnaire and from interviews with participants. Detailed feedback on the profile of workshop participants and on their perceptions of how well the workshops addressed their

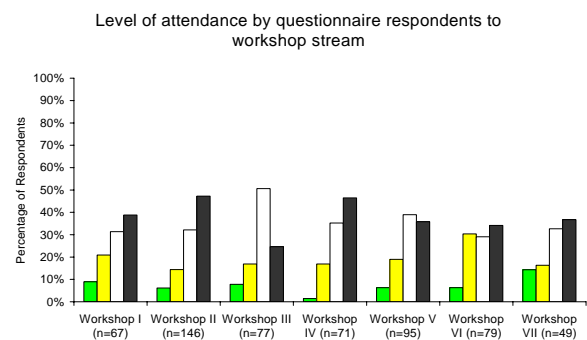
## 2. Overall Workshop Evaluation Results

This section reports on the overall effectiveness of the workshop streams. In all, there were seven workshop streams with multiple breakout sessions<sup>1</sup>.

- Workshop Stream I: Linkages in the Landscape & Seascape
- Workshop Stream II: Building Broader Support for Protected Areas
- Workshop Stream III: Governance of Protected Areas
- Workshop Stream IV: Developing the Capacity to Manage Protected Areas
- Workshop Stream V: Evaluating Management Effectiveness
- Workshop Stream VI: Building a Secure Financial Future
- Workshop Stream VII: Building Comprehensive Protected Area Systems

Two thirds of questionnaire respondents indicated that they had attended 50% or more of the workshop stream for which they completed a questionnaire. Overall attendance to the workshop streams above the 50% threshold varied between 63% (Workshop Stream VI Building a Secure Financial Future) and 82% (Workshop Stream IV Developing the Capacity to Manage Protected Areas) (see Exhibit 2.1). Consequently, the findings presented herein are deemed representative of the general perspectives expressed by the most active participants.

**Exhibit 2.1 Attendance to Workshop Stream**

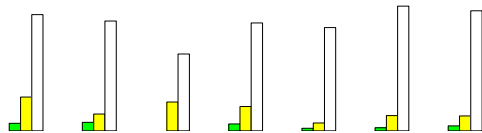




sessions in order to reduce overlap and improve the achievement of results. The majority of respondents felt that a more focused Agenda with fewer breakout sessions and/or presentations would provide more time for in-depth discussion and debate as well as promote greater participation.

Moreover, survey respondents showed mixed responses regarding the availability of pre-workshop materials. In some cases (Streams III Governance, IV Developing Capacity & V Management Effectiveness), 68% to 71% of respondents felt there were adequate materials to prepare for the workshops, but in other cases (Workshops VI Secure Financial Future and VII Building Comprehensive PA Systems), as few as 31% to 40% of respondents reached the same conclusion.

**Exhibit 2.2 Organization of the Workshop Streams**



More than three-quarters of workshop questionnaire respondents indicated that key issues and lessons learned were well articulated in their respective workshop stream


**Exhibit 2.6 Key Issues in Workshop Stream**

**Exhibit 2.7 Workshop Effectiveness**

**Finding 2: Overall workshop strea**











### **3. Specific Workshop Evaluation Results for Workshop Stream IV**

#### **3.1 Workshop IV Objectives**

**Finding 6: The objectives of Workshop Stream IV, Developing the Capacity to Manage Protected Areas, were successfully addressed.**

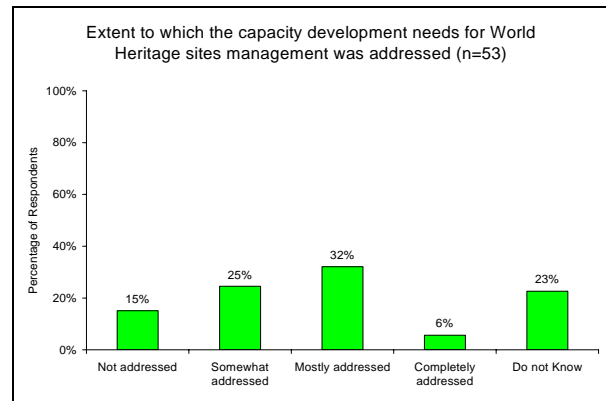
According to workshop questionnaire respondents, Workshop Stream IV was successful in meeting its stated objectives. The identification of critical capacities needed by Protected Area practitioners and stakeholders to manage Protected Areas in the face of global change, was deemed as having been largely addressed in the workshops by close to 54% of respondents and completely addressed by more than 16% (see Exhibit 3.1). D a76f0 0 10 hho009 Tc 0.0005 Tw 10.h34034041 Tm(ly)Tj10.98 236.000 0 0 (ose to 54% resources that sop.3333 471.24806 477.080294.10(odol.B3 061999S563g cap3333 498.18973 477.08029 Tm74 t)Tj6.3

### 3.2 Workshop IV Cross-Cutting Themes

**Finding 7: The capacity-development needs for World Heritage site management was deemed as having been partially addressed.**

When asked to rate the extent to which the capacity-development needs for World Heritage sites management was addressed, workshop questionnaire respondents provided mixed, but cautious responses. While 32% agreed that this issue had largely been addressed, more than 24% indicated that this had been only somewhat addressed and 15% considered that this World Heritage issue had not been addressed. It should be noted that close to 23% felt that this issue did not apply to the sessions they attended (see Exhibit 3.4).

**Exhibit 3.4 Capacity Development Needs of World Heritage Sites**



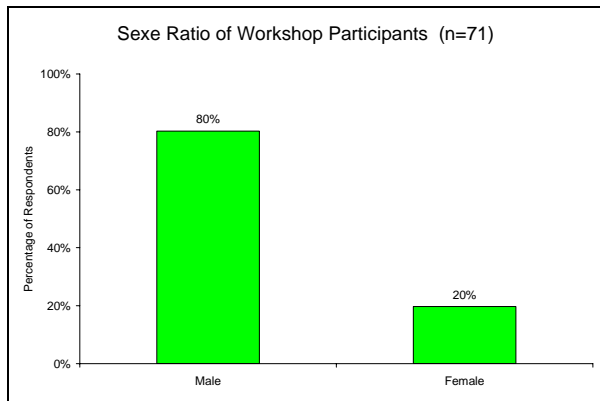
**Finding 8: Issues related to Communities and Equity were perceived as having been mostly addressed.**

Reponses to the workshop questionnaire suggest that respondents agreed that the workshop had addressed community and equity issues to some extent. Innovative community-based buil/TT2 TTj0.0004 Tc 0.00101

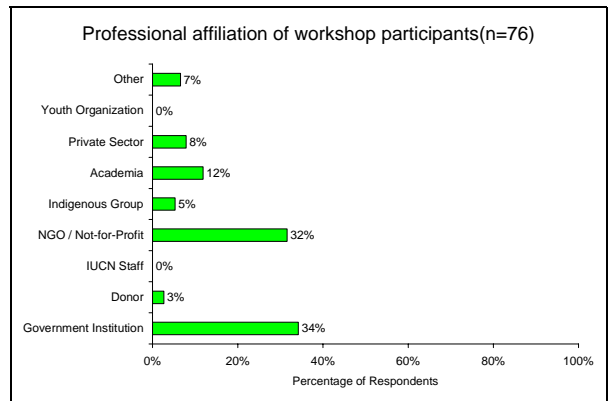
### 3.3 Profile of Workshop Stream IV Participants

The following section presents information relative to the description of the workshop participants. Exhibit 3.7 and 3.8 provides the sex ratio and affiliation of workshop participants; Exhibits 3.9 and Exhibits 3.10 describe the respective professional qualifications of the participants and the region in which they work; Exhibit 3.11 details the approximate level of attendance and Exhibit 3.12 provides an overview of what participants attended.

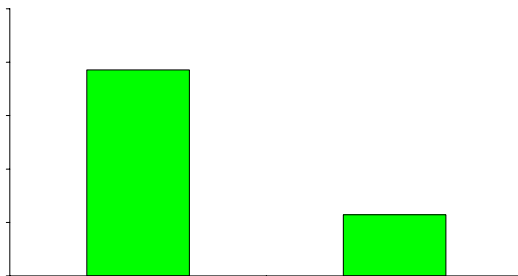
**Exhibit 3.7 Sex Ratio of Workshop Participants**



**Exhibit 3.8 Affiliation of Workshop Participants**



**Exhibit 3.9 Protected Area Versus Non-Protected Area Professionals**



**Exhibit 3.10 WCPA Regional Representation of Workshop Participants**